



NPRHA

NP Wood Cabooses

Decal Instructions/Guidance

October 2019

Overview

- This document provides location guidance to apply NPRHA Caboose Decals, using prototype photos and Painting & Stenciling drawings
- The set covers paint schemes starting in roughly 1910, nothing earlier than that. The set does not provide lettering post 1970
- NP Caboose car numbers were revamped in 1940, then again in 1968. This guide will organize guidance using the 1940 to 1968 numbering





THANK YOU!

Instructions - Lots of Images

- Images from the Fredrickson, Simonson, and Ainsworth Collections of the NPRHA – THANK YOU!
- Also contributing images/drawings and most of the original artwork – Rick Leach. THANK YOU!
- Caboose car drawings from Simonson and Marceau Collections, NPRHA
- Images are for personal research purposes only

General Information

- The NP tendered one of the most attractive fleets of cabooses in the USA. No honest, it really did!
- For a article with some info on early NP cabooses, see **Volume 6, Number 4** of *The Mainstreeter*, published by the NPRHA



Decal Sheet Conventions

- The Magenta (pink) regions on the decal images in this document indicate the “clear carrier” or thin film that groups lettering together
- Cut the regions out and apply per printed instructions



Magenta (pink) indicates
clear film group of lettering



Some areas like number
jumble, just cut to need

Numerical Registers of Cars

- You can learn four important facts about these cars by looking through the Numerical Registers of Cars. Information:
 - Converted from which car series, or which builder constructed the car – FROM column
 - Built or Converted date – DATE column
 - Disassembled/Scrapped/Sold date – TO column
 - Authorization for Expenditure (AFE) that authorized action – AUTH column. NP AFEs are slowly being put on the NPRHA website
- There are two PDF files that cover the NP cabooses. Search the Internet for these words or find the documents on the NPRHA website (Equipment\Numerical Register of Equipment):

[NP Cabooses 900-1999 Car Register Sheets](#)



[NP Cabooses 10000-10949 Car Register Sheets](#)

[illegible]

SHEET 1

EARLY WOODEN CABOOSES: Various Series

- Early NP caboose stenciling was very spartan
- Some cabooses had the word “CABOOSE.” on the side, and in some cases the name of the NP Division
- For a article with some info on early NP cabooses, see **Volume 6, Number 4** of *The Mainstreeter*, published by the NPRHA
- NOTE – the NPRHA Caboose decals do not provide full stenciling for these early cars, due to lack of drawings and good photos. But some stencils from later lettering schemes can be used




Early NP Caboosees – Early Scheme

- NORTHERN PACIFIC in caboose typeface along top of side
- Word CABOOSE. in various locations
- Road number centered under word CABOOSE.
- Not a lot of other stencils in this early incarnation



Builders Photo – Pacific Car & Foundry

- Early photo of 1759 showing K-brakes and early stencils



EARLY
CABOOSES

1002 1070 1122 1198 1335 1414 1439 1459 1481 1925 1972

STYLE 1 NORTHERN PACIFIC NORTHERN PACIFIC NORTHERN PACIFIC

STYLE 2 NORTHERN PACIFIC NORTHERN PACIFIC NORTHERN PACIFIC

CABOOSE. CABOOSE. CABOOSE. CABOOSE.

UNITED STATES
SAFETY-CAPACITANCE
STANDARD

UNITED STATES
SAFETY-CAPACITANCE
STANDARD

UNITED STATES
SAFETY-CAPACITANCE
STANDARD

UNITED STATES
SAFETY-CAPACITANCE
STANDARD

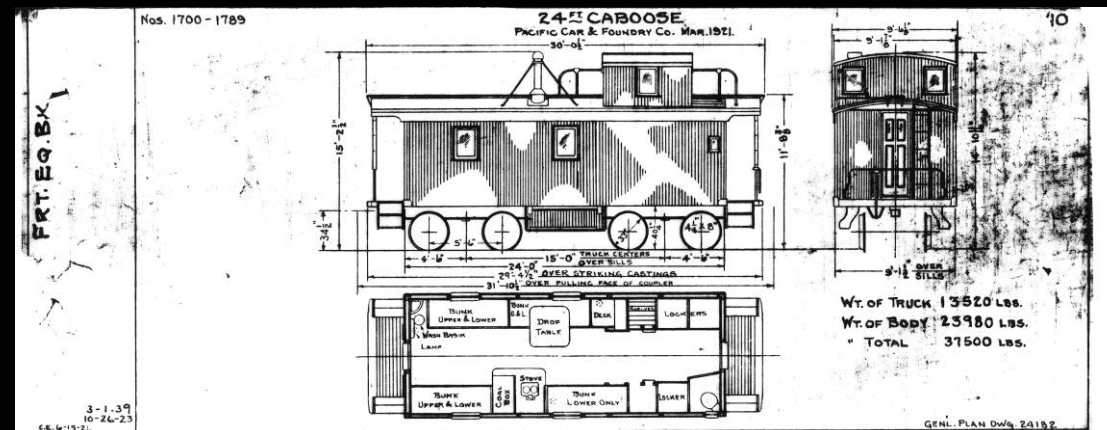
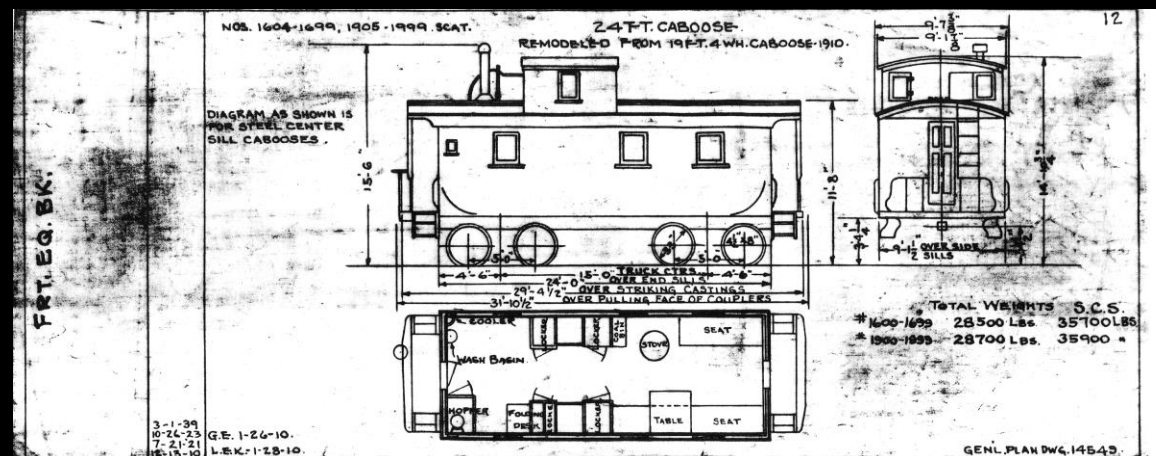
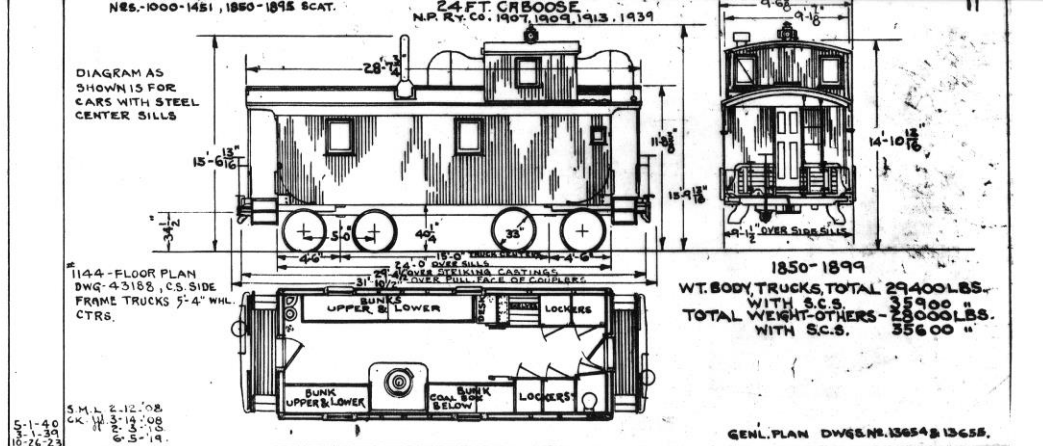
L.T.W.T. 37600
WITH COLUMB LIVER IN H.
LITH. CO. NEW YORK

1002 1070 1122 1198 1335 1414 1439 1459 1481 1925 1972

1002 1070 1122 1198 1335 1414 1439 1459 1481 1925 1972

24ft WOODEN CABOOSES: 1200, 1300, 1600, 1700 Series

- The NP had roughly 400, 24-foot wood cabooses
- Renumbered into these series numbers in 1942
- Built between 1907 and 1921, they saw service through the 1960's
- For a detailed article on many of these cabooses, see **Volume 6, Number 4** of *The Mainstreeter*, published by the NPRHA



Equipment Diagrams

Equipment Diagrams - NPRHA

A decorative graphic in the top-left corner of the slide, consisting of two parallel lines forming a corner. The lines are colored yellow and red, with a thin black line separating them. The lines extend from the top-left towards the bottom-right.

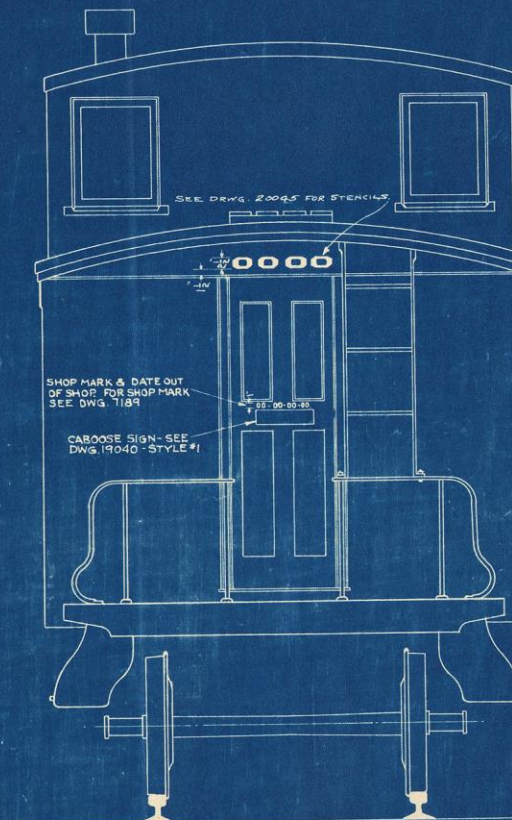
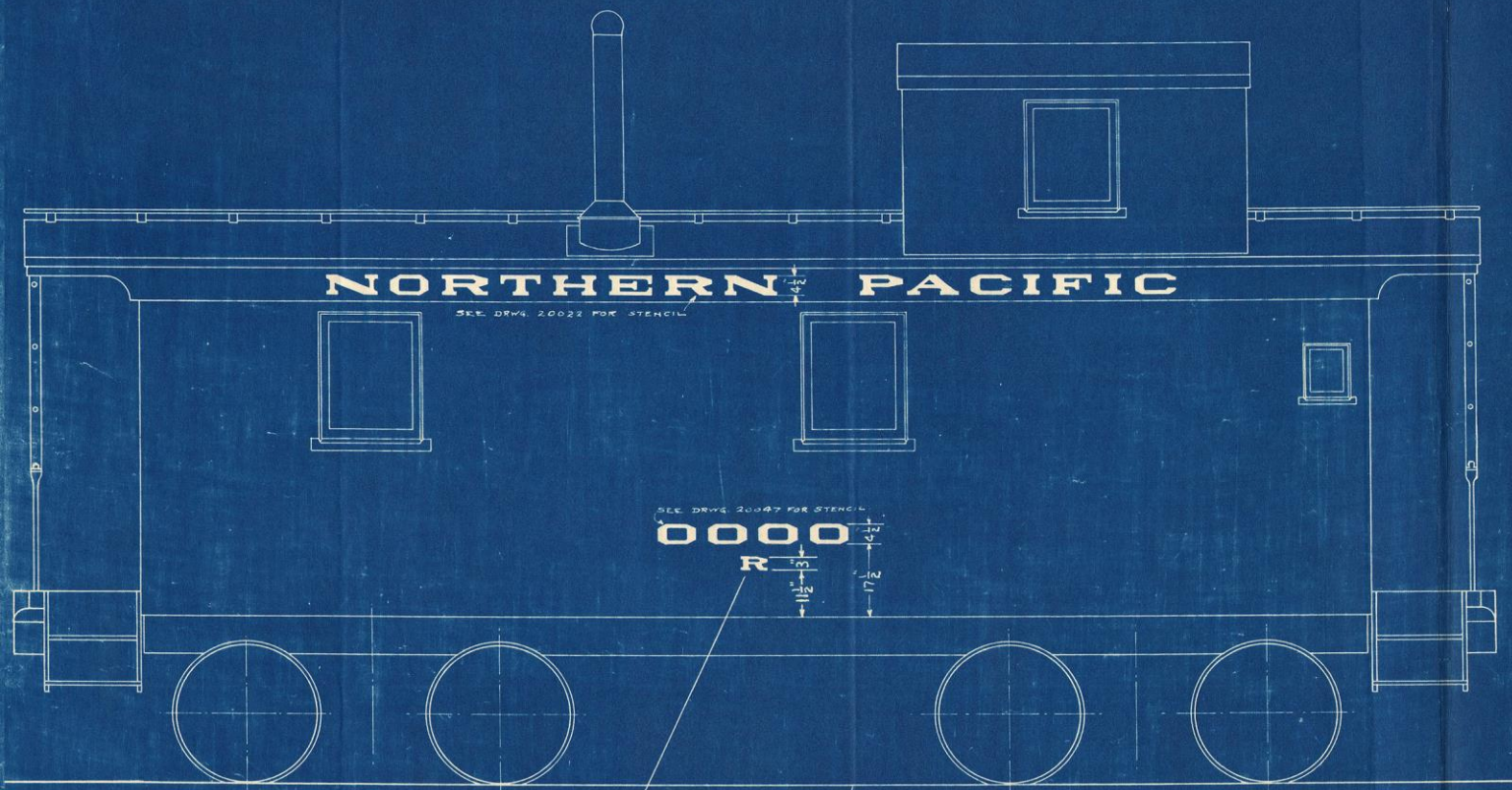
24ft Wooden Caboose Early Lettering Scheme



24ft Caboose – Early Scheme

- NORTHERN PACIFIC in unique caboose typeface along top of side
- Road number centered
- Late – “R” added for units with Radio
- See Stenciling Drawing (blueprint that follows) for end stencil details

SERIES	WHERE USED
STANDARD	CABOOSES



LT. WT. 00000
LGTH. CYLINDER LEVER 00 IN.
LGTH. CYL. END OF LEVER 00% IN.

LOCATE ON CROSSBEAM OR
NEEDLE BEAM ADJACENT TO CYL.
INDER PUSH ROD WHERE POSSIBLE
ON WOODEN CARS WITHOUT
NEEDLE BEAMS, LOCATE ON (B)
SIDE OF CTR. SILLS OVER CYL. LEVER

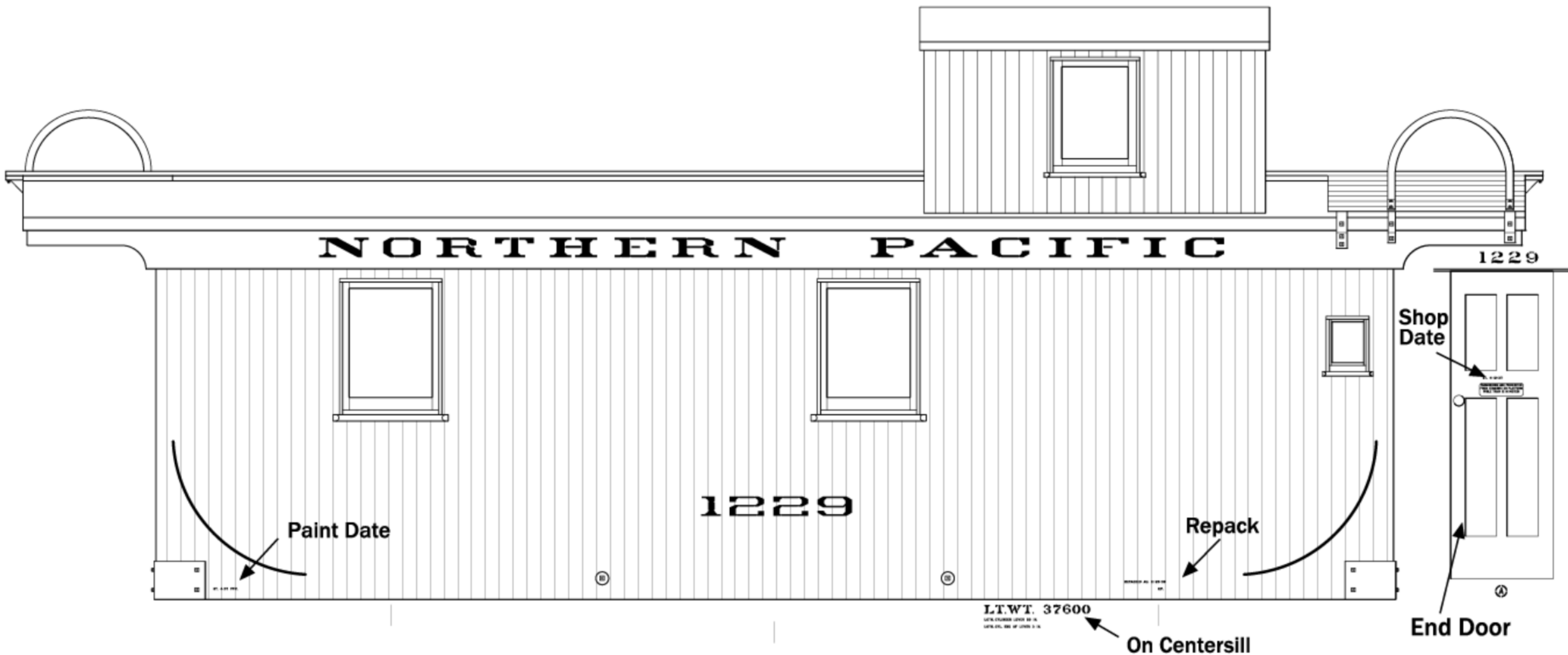
A- REISSUED 12-16-35
B- " 6-26-37
C- " 4-7-42
D- " 1-27-49

STENCILING.
BODY.
NORTHERN PACIFIC RAILWAY CO.
MECHANICAL DEPT. ST. PAUL, MINN.
DEC. 20, 1912. SCALE
APPROVED CORRECT
MECH. SUPT. MECH. ENGR.
SERIES S-353 DRAWING 16964-D

Stenciling Drawing – Early Scheme

Drawing – Marceau Collection, NPRHA at PNRA


- This drawing captures basic stencils, updated January 1949
- Includes added “R” stencil, but not other basics like Paint and Repack



Rick Leach Drawing – Early Scheme

Drawing – Rick Leach

- This drawing captures stencils not recorded on NP Stencils drawing, like Paint Date, Repack, LT WT, A/B end stencil, and Shop Date



Lower
on decal
sheet

24FT CABOOSES
EARLY SCHEME

	1203	1214	1266	1329	1335	1352	1600	1665	1708	1713	1777					
STYLE 1	NORTHERN PACIFIC NORTHERN PACIFIC NORTHERN PACIFIC															
STYLE 2	NORTHERN PACIFIC NORTHERN PACIFIC NORTHERN PACIFIC															
STYLE 3	NORTHERN PACIFIC NORTHERN PACIFIC NORTHERN PACIFIC															
LTWT 37900 CO 6-46	LTWT 37800 ST 9-50	LTWT 37700 CO 7-49	LTWT 37700 ST 5-46	LTWT 39100 LTWY COLORED LETTERS 24 IN. LTWY COLORED LETTERS 24 IN.	LTWT 37600 LTWY COLORED LETTERS 24 IN. LTWY COLORED LETTERS 24 IN.	1203	1214	1266	1329	1335	1352	1600	1665	1708	1713	1777




24ft Wooden Caboose Northern Pacific Monad Scheme




No 1700 series photo in this paint scheme...

24ft Caboose – Northern Pacific Monad Scheme

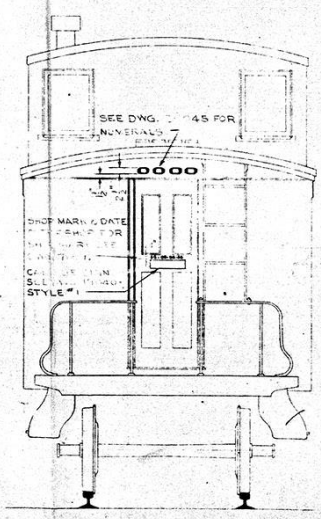
- Monad introduced with NORTHERN PACIFIC (no Railway), and Main Street of the Northwest
- Applied July 1951 to 1955
- Note – Decal set includes lettering unique to South Tacoma (thin) and Como (wider), use the lettering appropriate for the heritage of your caboose



NOTE:
FOR SERIES 1000 ¹⁰⁰⁹ 1049
CABOSES SEE DWG. 53028



#1785
NO MONAD



LT. WT. 00000
MOM. CULMINATED 60 IN
16TH CYLIND CULMINATED 60 IN

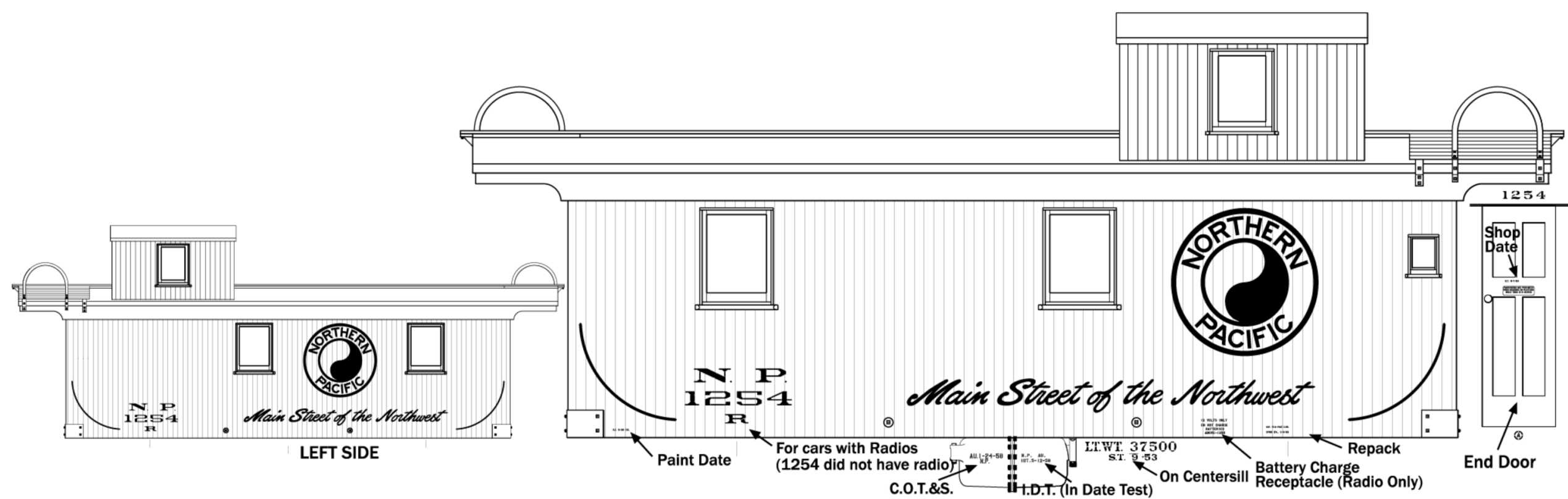
LOCATE ON CROSSBEAM OR
NEAREST BEAM ADJACENT TO
STENCIL. STENCIL AREA'S POSSIBLE.
ON WHEELS OR ON TAIL OF
BEAM LOCATE IN MIDDLE OF CENTER
SILL OVER CYLINDER BEAM.

This to be bound
in file.
Office copy has
been ordered
by F.A.S. 8/31/54

STENCILING
BODY
NORTHERN PACIFIC RAILWAY CO.
MECHANICAL DEPT. ST. PAUL, MINN.
JULY 11, 1951
APPROVED: CORRECT
GENERAL MECH. SUPV. MECH. ENGR.
SERIES W-5820 DRAWING 54548

D. REP. N.P. DWG. 16164-F & R.F.W. 7-11-51
C. ADP. 7-11-51



Stenciling Drawing – Northern Pacific Monad Scheme




Rick Leach Drawing – Northern Pacific Monad Scheme

Drawing – Rick Leach

- This drawing captures unique stencils not recorded on NP Stencils drawing, like Battery Charge, COTS, IDT, etc.

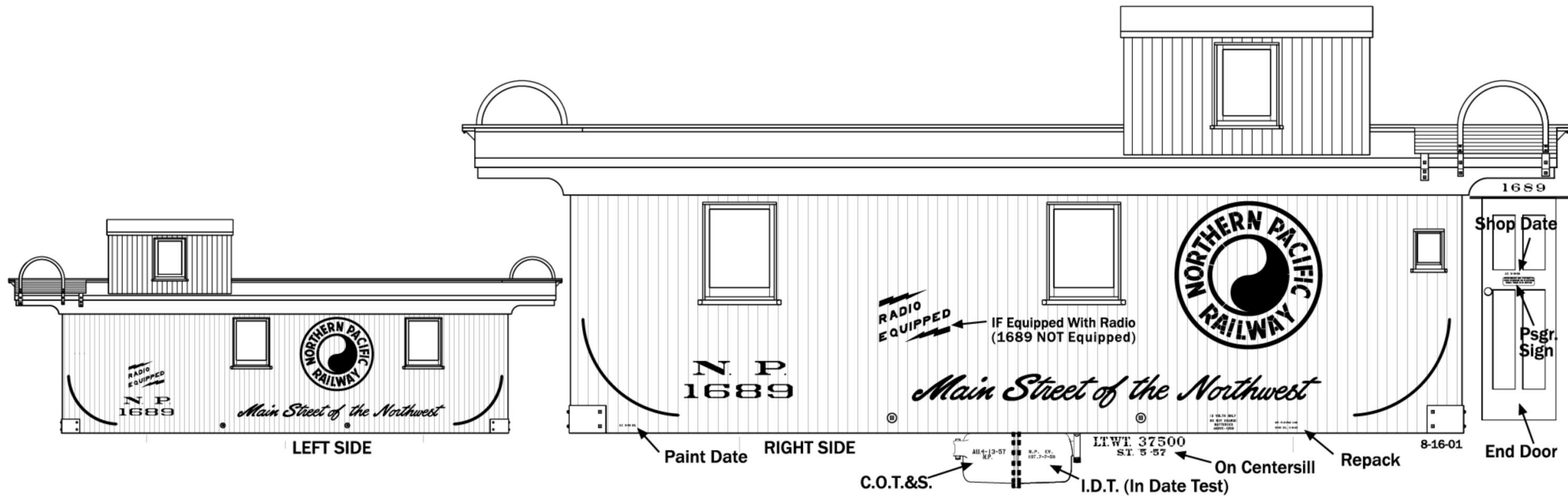


24ft Wooden Caboose
Northern Pacific Railway Monad Scheme



24ft Caboose – Northern Pacific Railway Monad Scheme

- Monad is now NORTHERN PACIFIC RAILWAY
- Applied 1955 to 1968



- NPRHA does not have this official NP stencil drawing... :(
- Many measurements appear to be the same to non-Railway drawing, so start there
- Rick Leach drawing above will also provide many clues

Stenciling Drawing – Northern Pacific Railway Monad Scheme

Drawing – Rick Leach



24ft Wooden Caboose

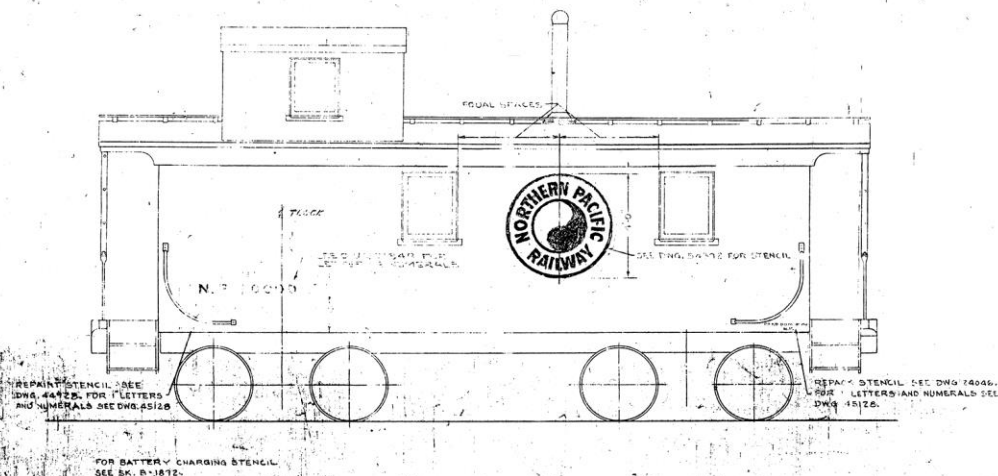
Late Scheme



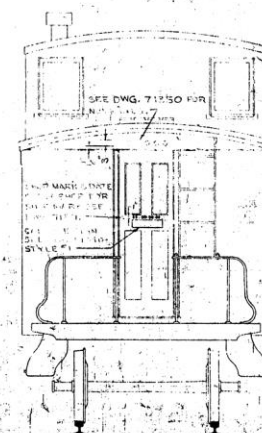
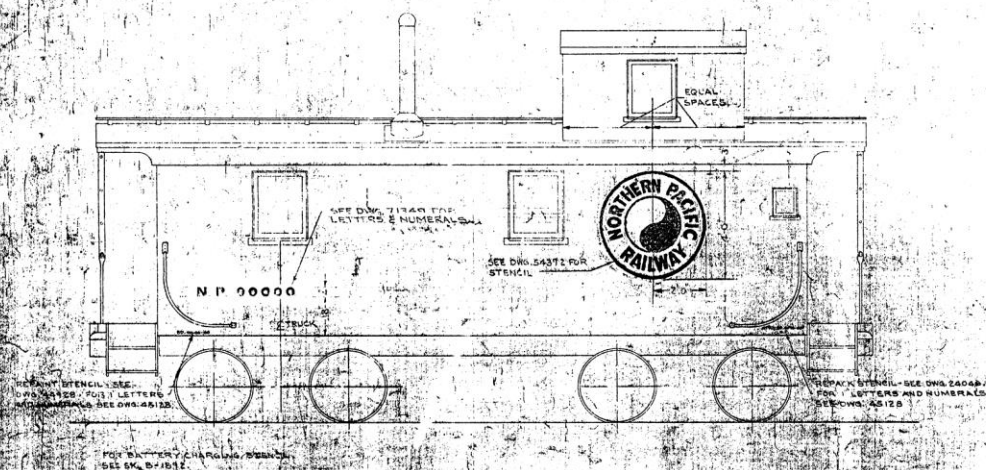
24ft Caboose – Late Scheme

- Monad is NORTHERN PACIFIC RAILWAY, no Main Street of the Northwest
- Simple road initial and car number, in pre-merger typeface
- Introduced in 1969, very few received this paint scheme, but it was official for a short time

ORIG. CAR SERIES	NEW SERIES	WHERE USED	LINE NO.
1200-1295	10200-10295		1
1302-1399	10302-10399		2
1600-1695	10600-10695	CAB005E5	3
1701-1789	10701-10789		4



NOTE
FOR SERIES 1000-1079
CARBOSES SEE DWG 3137





LT. WT. 00000
 LGTH. CLINDER/LEVER 00 IN.
 LGTH. CLINDER/LEVER 00 IN.
 LOCATION ON CLINDER/LEVER OR
 OTHER PLACES ADJACENT TO
 CLINDER/LEVER AND/OR OTHER P.E.
 OR
 PLACES ON CLINDER/LEVER OR OTHER
 PLACES ON CLINDER/LEVER OR OTHER



WOODEN CABOOSES: Bay Window Cabooses

- The NP had approximately 95 bay windows cabooses
- Built between 1941 and 1944, served through the 1960's
- For a detailed article on this caboose model, see **Volume 20, Number 4** of *The Mainstreeter*, published by the NPRHA

[illegible]




Bay Window Caboose Paint Scheme

- NORTHERN PACIFIC is 7 inches
- Road number centered on left, also 7 inches
- Stencils on end doors like other cabooses

We don't have the Bay Windows Painting & Stenciling drawing... hard to find.

Stenciling Drawing – Bay Window Caboose Scheme

Drawing – NPRHA at PNRA

[illegible]

WOODEN CABOOSES: Odd Balls

The following slides show some variations and details in stenciling



1600 Series Caboosees with “Centered” Cupola

- Some of the 1600 series cabooses featured a cupola that was somewhat centered (but not exactly), and so the stenciling was adjusted
- Use images above and others to guide decal placement




- In 1968 or early 1969, the NP applied a series of safety slogans to its wooden cabooses
- Use images above and others to guide decal placement
- Slogans are on Steel Caboose decal sheet in Miscellaneous section

Wood Caboose – Safety Slogans



- Upper Left – the Monad was omitted from 1209 (service stencils of May 1965)
- Right – towards the end, the *Main Street of the Northwest* was left off some cars. 1314 has a service stencil of 1966, so maybe as early as 1966 the slogan was left off

Other Odd Balls



Bay Window

Air Reservoir

- Examples of stencils to NP wood caboose air reservoirs



Other Stencils

- Oil stove filler stencil – on some late era cabooses



End

End of Wood Cabooses

For Steel Cabooses, see other file